

Help with additional waste sorting



MERE SORTERING
MERE GENANVENDELSE

More waste sorting means more recycling

Here you can see how to sort your waste in Varde Municipality. By sorting correctly, you help to ensure that as much of your waste as possible can be recycled and turned into new things.

Use the pictograms as your guide

The aim of the new sorting scheme is that everyone in Denmark sorts the same 10 types of waste. This means that you will see the coloured pictograms everywhere: On your own bins, on packaging and when visiting others.

Sorting requires extra effort, but it's the way forward. We know it can be hard to find space for even more types of waste in your home. Hang this guide up at home so everyone in the house learns how to sort properly.

TEXTILE WASTE



Textile waste must be dry and placed in the bags provided

Worn and damaged clothing that cannot be used by others.

PLEASE NOTE: Second-hand clothes should be handed in to voluntary organisations.



ENVIRONMENTAL BOX



The materials must be dry and not dirty

- Paint and oil residues
- Spray bottles and chemicals
- Printer cartridges
- Light sources e.g., light bulbs
- Nail polish and remover
- Batteries
- Small electronics

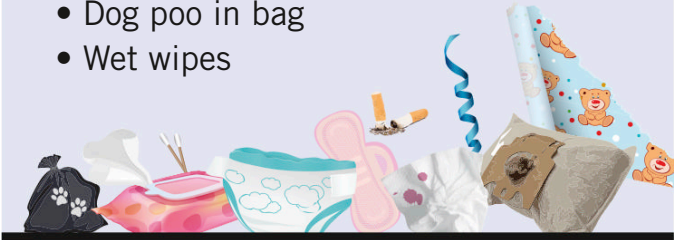


RESIDUAL WASTE



All residual waste must be bagged – remember to tie the bags

- Gift wrap and ribbon
- Dirty cardboard and paper
- Paper napkins
- Nappies and sanitary towels
- Vacuum cleaner bags
- Cat litter
- Dog poo in bag
- Wet wipes



FOOD WASTE



All food waste must be bagged – remember to tie the bags

- Leftover food
- Fruit and vegetables
- Egg shells
- Meat and leftover cold cuts
- Fish and seafood
- Kitchen roll
- Fats and sauces
- Flower bouquets



PLASTICS AND FOOD & BEVERAGE CARTONS




Must be scraped and be drip-free

- Plastic bottles (without deposit)
- Plastic tubs and trays
- Plastic bags, e.g., carrier bags and packaging
- Plastic films and bubble wrap
- Milk and yoghurt cartons
- Cartons from juice, etc.
- Food cartons, e.g., chopped tomatoes



GLASS AND METAL

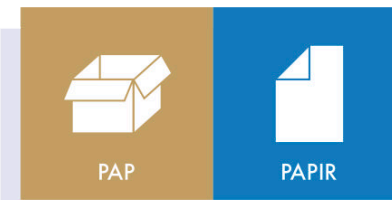


Must be scraped and be drip-free

- Tins
- Beer and soft drink cans (without deposit)
- Coffee capsules empty of coffee
- Tin foil and foil trays
- Glass bottles (without deposit)
- Jam jars and drinking glasses
- Broken glass



CARDBOARD AND PAPER



Must be dry and not dirty

- Cardboard boxes
- Corrugated cardboard
- Paper and cardboard packaging
- Shoe boxes
- Cardboard tubes from kitchen and toilet rolls
- Egg boxes
- Newspapers
- Print advertising
- Magazines
- Brochures
- Office paper
- Envelopes with or without window
- Paper bags



How to use the hazardous waste box and the bag for textile waste

- Put a lid on the box or tie a knot in the bag.
- Place the box/bag by the communal bins.
- When we collect the box, we'll provide you with a new one. Don't forget to pick it up.



Tie the bag with a strong knot

Avoid bad odour and flies in the dustbin

- Make sure the bag is sealed tightly
- Do not overfill the bag
- You will get 200 new bags every year, so you can change it every other day

